

**BRAND  
NEW**

**CONTAINEX**  
PLUS Line



## **Your comfortable space solution**

- Ideal as a long-term or temporary space solution
- High-quality specifications
- Acoustically optimised interior
- Optimal thermal insulation
- Modern, attractive appearance






→ Solid wood interior staircase




→ Bright rooms through fixed glazing



→ Wall-to-wall floor cover




→ High-quality sanitary installations (concealed fittings)



→ Interior with suspended ceiling and LED lighting as standard

## High-quality specifications

- Many design options (e.g. venetian blinds, aluminium roller shutters, internal partitions, internal staircases, full and partial glazing, etc.)
- Different floor covers (e.g. Eternal Wood 2 mm)
- Suspended ceiling and integrated LED lighting as standard
- Fire protection REI30 as standard
- Various additional equipment – e.g. motion detector, convector heater, air conditioning, etc.
- High-quality concealed sanitary equipment



## Attractive design

- Individual adaptations due to the modular design
- Thermally separated external door (U-value: 0.87)
- High-quality door options available (e.g. Aluportal with fixed glazing)
- Window with 5-chamber plastic profile and aluminium clip in exterior colour (optional)
- Fixed glazing with thermally separated aluminium profiles
- Insulated glazing (Ug value: 0.7)
- High-quality shading options (external Venetian blinds, aluminium roller shutters)





→ High thermal insulation

## Technical details \*

### Insulation (EN 10211)

**Roof:** 200mm\*\* PU+MW, U-value up to 0.17 W/m<sup>2</sup>K

**Wall:** up to 190mm\*\* PIR+MW, U-value up to 0.14 W/m<sup>2</sup>K

**Floor:** 160mm\*\* PIR+MW/PU, U-value up to 0.17 W/m<sup>2</sup>K

### Increased payloads

**Floor payload:** up to 500 kg/m<sup>2</sup>

**Snow load:** up to 250 kg/m<sup>2</sup>

**Wind load:** up to 100 km/h

### Available sizes, dimensions and weights

TYPE	EXTERIOR (mm)			INTERIOR (mm)			WEIGHT (kg)
	Length	Width	Height	Length	Width	Height	
<b>10'</b>	2,989	2,435	3,100	2,749	2,195	2,550	1,500
<b>16'</b>	4,885	2,435	3,100	4,645	2,195	2,550	2,400
<b>20'</b>	6,055	2,435	3,100	5,815	2,195	2,550	2,900
<b>24'</b>	7,335	2,435	3,100	7,095	2,195	2,550	3,500
<b>20' staircase cabin</b>	6,055	2,989	3,100	5,815	2,749	2,550	3,500

\* Further information according to the technical description CONTAINEX PLUS Line. \*\* Total thickness of thermal insulation

### Contact us

Phone DK: +45 324255-60

Phone GB: +44 20 353066-20

Phone IRL: +353 1 54607-14

Phone international: +43 2236 601-0

E-mail: [ctx@containex.com](mailto:ctx@containex.com)



[www.containex.com](http://www.containex.com)